

Illusion

Gas Log Fires



Introducing the Luminar 6000 Gas Log Fire by Illusion, Australia's foremost manufacturer of Gas Log Fires.

The Luminar 6000 features luxury, performance and wide viewing window making it the perfect choice to keep larger living areas warm.


Capable of heating up to 160 sq metres, the stunning Illusion Luminar 6000 Inbuilt Gas Log Fires are available in a range of colours including Metallic Black with several trim options designed to suit any decor.



Luminar 6000 SERIES GAS LOG FIRE

INBUILT GAS LOG FIRES BY ILLUSION
Australia's Leading Gas Log Fire Manufacturer

CERTIFICATION

	Certificate Holder: Illusion Australia Pty. Ltd. 145 South Gippsland Hwy. Dandenong South Vic 3175 ABN: 35005 834 784	Certificate Number: GMK 10350 Issue Date: 21/7/2017
	Manufacturer: A.G. Building Developments Pty. Ltd.	

Distributor:	Brand Name:	Model ID:	Gas Type	MJ/h
ILLUSION	LUMINAR	6000	NATURAL	53

All Illusion Luminar Gas Log Fires have been tested and approved to AS: 4558

Russ Chenny Chief Executive Officer of the IAPMO Group
 This GasMark Schedule supersedes all previously issued Schedules

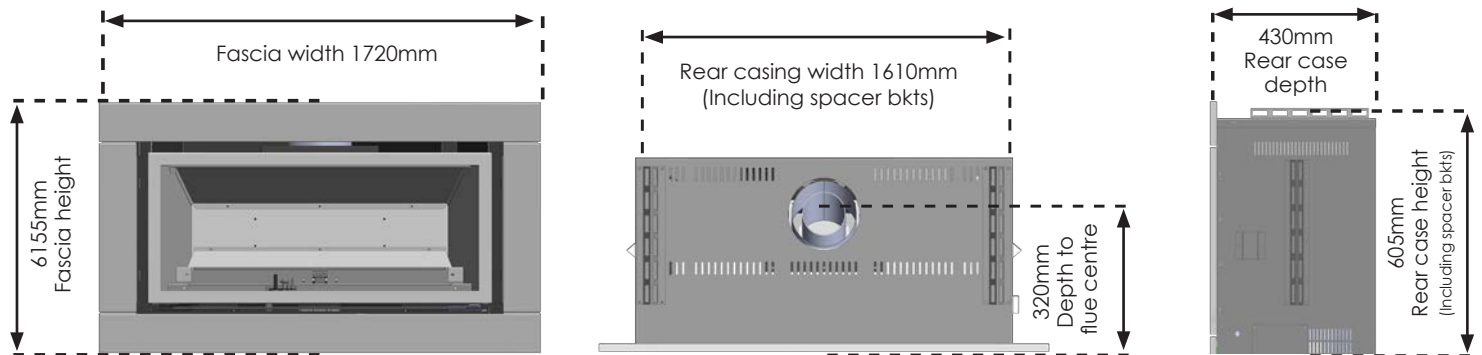
FLUE REQUIREMENTS

The flue kit should be installed only by an AUTHORISED GASFITTER strictly in accordance with the requirements of Australian Standard AS-4558 (current edition). Any flue kit used must have been tested to conform with the requirements of Australian Standard AS-5601, with the unit.

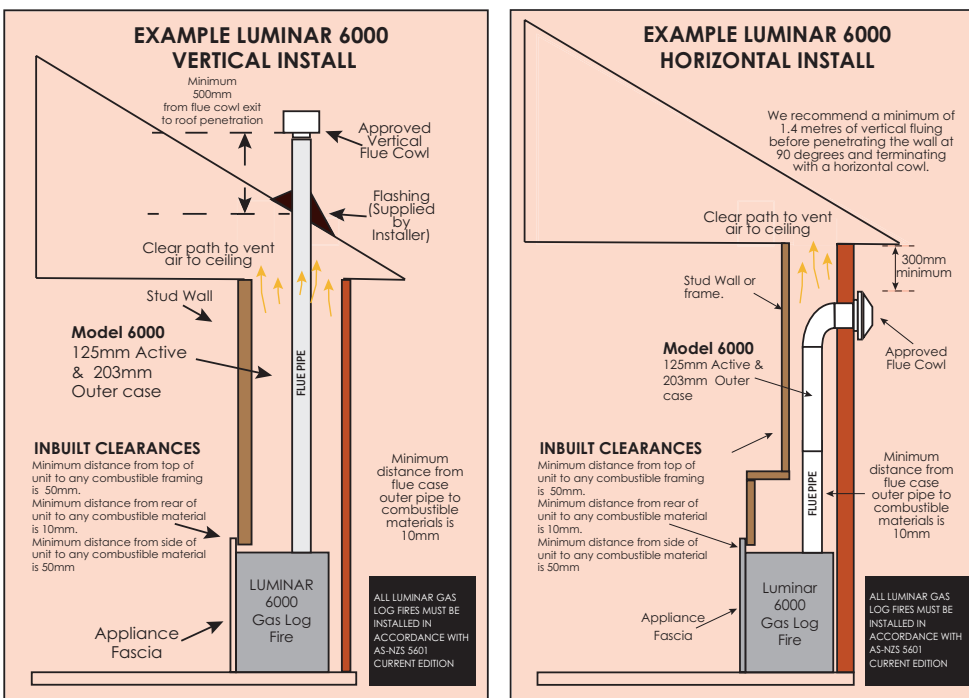
HEARTH

Where necessary, (usually if the bottom of the door glass is within 300mm of a combustible floor) a suitably constructed hearth shall be fitted. Illusion recommends a hearth 350 deep and 300mm either side of the glass door opening to protect the floor from radiant heat.

TECHNICAL SPECIFICATIONS

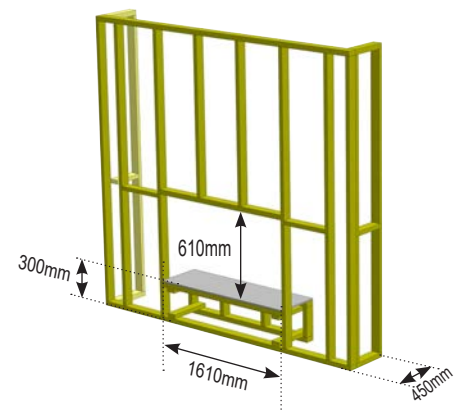


INSTALLATION



FRAME CUTOUT

Luminar 6000 Frame and plaster cutout dimensions.
NOTE: Minimum frame depth 450mm.



The frame and plaster cutout dimensions as shown above should be cut as accurately as possible to ensure adequate coverage by the appliance fascia. Illusion can supply fabricated full metal frames to simplify the installation and reduce costs.

A slight reduction in performance may result if high ceilings, large glass areas or lack of insulation are present. Ultimate reserves the right to alter specifications without notice. Photos are for illustrative purposes only. Some colours may vary due to the printing process.